

Technical data sheet

## OMEGA MONO 200 Roof Underlay

is a non-vapour retardant roof underlay with two two-way acrylate adhesive strips for installation directly on the thermal insulation or the wood sheathing. The monolithic membrane guarantees high UVresistance and extremely high resistance to the penetration of rain. Vapour transmission through the functional film is no longer a result of capillary conduction but transport is active from the interior to the exterior through the non-porous membrane. Water-tightness and UV-resistance are therefore retained even under the influence of wood preservative, chain saw oil or resin.

### ADVANTAGES

- rain-tight, wind-tight
- 12 weeks UV-stability
- water-tight
- easy to cut
- non-glare

### FIELD OF APPLICATION

- for vented pitched roofs
- high quality protection for wood and insulation
- for installation directly on thermal insulation or wood sheathing

### RECOMMENDED PRODUCTS

	OMEGA QUILLI Sealing Compound
	OMEGA NDB Nail Sealing Tape DSK
	OMEGA FROZEN Adhesive Paste
	PE NDB Nail Sealing Tape DSK
	OMEGA NDB Nail Sealing Tape ESK

### AVAILABLE DIMENSIONS

Article number	Type	Roll width	Roll length	Rolls / Pallet	Total area
2MONO200	Standard	1.5 m	50 m	20 rolls	1500 m <sup>2</sup>
2MONO200W	SK DUO	1.5 m	50 m	20 rolls	1500 m <sup>2</sup>

### TECHNICAL DATA

<b>sd-value</b>	0.15 (±0,1) m	<b>Material composition</b>	monolithic membrane with PP fleece on both sides and two-way acrylate adhesive strips
<b>Elongation (EN 12311-1) lengthwise</b>	50-80 %	<b>Elongation (EN 12311-1) crosswise</b>	60-90 %
<b>Tensile strength (EN 12311-1) lengthwise</b>	340 (± 40) N/50mm	<b>Tensile strength (EN 12311-1) crosswise</b>	260 (± 40) N/50mm
<b>Tear propagation resistance (EN 12310-1) lengthwise</b>	210 (± 40) N	<b>Tear propagation resistance (EN 12310-1) crosswise</b>	280 (± 40) N
<b>Thickness</b>	0.7 mm	<b>Temperature resistance</b>	-40–80 (short-term 100 °C) °C
<b>Weight</b>	200 g/m <sup>2</sup>	<b>Colour</b>	Grey
<b>UV-resistance</b>	12 weeks	<b>Resistance to water flow (EN 1928)</b>	W1
<b>Storage</b>	cool and dry	<b>Fire performance (EN 13501-1 / EN 11925-0)</b>	E

ISOCELL GmbH & Co KG  
Gewerbstraße 9  
5202 NEUMARKT AM  
WALLERSEE | Österreich  
Tel.: +43 6216 4108  
office@isocell.at

ISOCELL FRANCE  
170 Rue Jean Monnet | ZAC de  
Prat Pip Sud  
29490 GUIPAVAS | France  
Tél.: +33 2 98 42 11 00  
contact@isocell-france.fr

ISOCELL Sverige AB  
Torshamnsgatan 35  
164 40 KISTA | Sverige  
Tel.: +46 10 130 25 00  
info@isocell.se

ISOCELL SCHWEIZ AG  
Herbergstrasse 29  
9524 ZUZWIL | Suisse  
/Schweiz  
Tel.: +41 71 940 06 72  
office@isocell.ch

ISOCELL BUREEL BELGIË  
Außenborner Weg 1 | Schoppen  
4770 AMEL | Belgique  
Tel.: +32 80 39 90 58  
office@isocell.be

**ISOCELL**

WWW.ISOCELL.COM

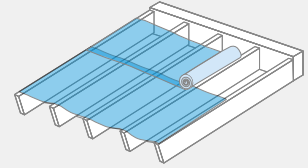


11\_2024\_EN

# OMEGA MONO 200 Roof Underlay

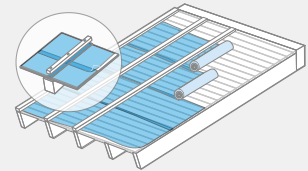
## (1) UNDERLAY (UNSUPPORTED)

OMEGA Roof Underlay is nailed parallel to the eaves with a slight drape and laid and mechanically fixed above the rafters. Vertical overlaps/joins must always lie on a rafter. All overlaps must be bonded with OMEGA QUILLI Sealing Compound. Horizontal underlay panels can be joined using SK DUO adhesion as provided or with OMEGA QUILLI Sealing Compound. (no pressure need be applied).



## (2) UNDERLAY (SUPPORTED)

OMEGA roof underlay is laid on sheathing parallel to the eaves. The blankets are fixed with concealed nails spaced at 10 cm at the ridge-side edges (marks at edge). All overlaps/joins must be bonded with OMEGA QUILLI Sealing Compound (without applying pressure) or the integrated adhesive strips (applying adequate pressure). For the raintight version (temporary cover) a nail-seal under the counter batten (OMEGA QUILLI Sealing Compound or OMEGA NDB Nail Sealing Tape) is necessary. The single-sided nail-seal tape must be attached to the roof underlay directly beneath the counter batten!

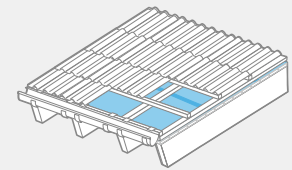


## (3) EAVES CONSTRUCTION

We recommend an eaves construction with drainage below the gutter so that snowmelt build-up can easily drain off. We recommend the use of a metal sheet to drain off water.

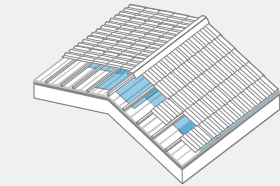
## (4) RIDGE AREA

The ridge area is closed directly when covered with OMEGA roof underlay. This provides immediate protection against water penetration. In non-insulated lofts and/or ventilated interior insulation the ridge formation must be made open: the blankets end 3 cm before the ridge apex, counter battens are mounted and a 50 cm wide strip of OMEGA roof underlay must be attached over the roof apex.



## (5) VALLEY INFORMATION

The first step in valley formation is to lay a continuous valley blanket.



## (6) PENETRATIONS

Sections cut out for roof penetrations (extractor pipes, roof windows, chimneys, etc.) should be kept as small as possible and the ends of the sheets must be fixed so that no rain or snow can penetrate. To achieve a perfect seal the suitable adhesive technology by ISOCELL GmbH & Co KG must be used. Make sure that the substrate is clean! The manufacturer can accept no liability for mechanical damage. The applicable regulations and guidelines (e.g. of the ZVDH (Central Association of German Roofers) for Germany, Austrian Standard, ÖNORM B 4119, for Austria, ...) must be observed! *The roof underlay does not replace roof covering. The roof must be covered during the period of the specified weathering time. Early covering has a positive effect on the resistance to ageing.*

