

Technical data sheet

## OMEGA UDOs 330 Roof Underlay

Is a vapour permeable roof underlay for installation directly on the thermal insulation or the wood sheathing. The underlay can be welded on the joints. The roof underlay is suitable for roofs with increased need for rain-tightness (because of small roof pitch for example). According to German classification it is UDB-A. The membrane guarantees extreme resistance against wind-driven rain while humidity in form of vapour still can pass the construction. Increased raintightness proved by Holzforschung Austria. (Report no. : 1158/2014-BB)





### ADVANTAGES

- Förderbar entsprechend QNG Kriterien

### FIELD OF APPLICATION

- for vented pitched roofs
- minimum roof pitch 1,5°
- for installation directly on the thermal insulation / wood sheathing

### RECOMMENDED PRODUCTS

	OMEGA N55 Adhesive
	OMEGA UDOs Pipe Sleeve
	PE NDB Nail Sealing Tape DSK
	OMEGA UDOs External Angle Moulding
	OMEGA QSM Welding Agent
	Hot Air Gun
	OMEGA NDB Nail Sealing Tape DSK
	OMEGA UDOs Flexible Pipe Sleeve
	OMEGA NDB Nail Sealing Tape ESK

### AVAILABLE DIMENSIONS

Article number	Type	Typ	Roll width	Roll length	Rolls / Pallet	Total area
20MSTG	Standard		1.5 m	30 m	40 rolls	1800 m <sup>2</sup>
20MST3G	Standard		3 m	30 m	20 rolls	1800 m <sup>2</sup>
20MSTV		Prefabricated				

### TECHNICAL DATA

<b>sd-value</b>	0.18 (± 0,04) m	<b>Material composition</b>	PES fleece with TPU layer on both sides
<b>Elongation (EN 12311-1) lengthwise</b>	40 % (± 10)	<b>Elongation (EN 12311-1) crosswise</b>	50 % (± 10)
<b>Tensile strength (EN 12311-1) lengthwise</b>	300 (± 30) N/50 mm	<b>Tensile strength (EN 12311-1) crosswise</b>	350 (± 30) N/50 mm
<b>Tear propagation resistance (EN 12310-1) lengthwise</b>	260 (± 30) N	<b>Tear propagation resistance (EN 12310-1) crosswise</b>	240 (± 30) N
<b>Thickness</b>	≥ 0.75 mm	<b>Temperature resistance</b>	-40–100 °C
<b>Weight</b>	330 (+ 5%) g/m <sup>2</sup>	<b>Colour</b>	Light grey
<b>UV-resistance</b>	5 months	<b>Resistance to water flow (EN 1928)</b>	W1
<b>Storage</b>	Cool and dry	<b>Fire performance (EN 13501-1 / EN 11925-0)</b>	E

ISOCELL GmbH & Co KG  
Gewerbstraße 9  
5202 NEUMARKT AM  
WALLERSEE | Österreich  
Tel.: +43 6216 4108  
office@isocell.at

ISOCELL FRANCE  
170 Rue Jean Monnet | ZAC de  
Prat Pip Sud  
29490 GUIPAVAS | France  
Tél.: +33 2 98 42 11 00  
contact@isocell-france.fr

ISOCELL Sverige AB  
Torshamnsgatan 35  
164 40 KISTA | Sverige  
Tel.: +46 10 130 25 00  
info@isocell.se

ISOCELL SCHWEIZ AG  
Herbergstrasse 29  
9524 ZUZWIL | Suisse  
/Schweiz  
Tel.: +41 71 940 06 72  
office@isocell.ch

ISOCELL BUREEL BELGIË  
Außenborner Weg 1 | Schoppen  
4770 AMEL | Belgique  
Tel.: +32 80 39 90 58  
office@isocell.be

**ISOCELL**

WWW.ISOCELL.COM

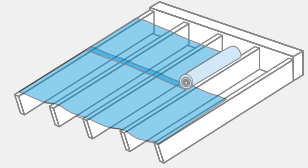
11\_2024\_EN



# OMEGA UDOs 330 Roof Underlay

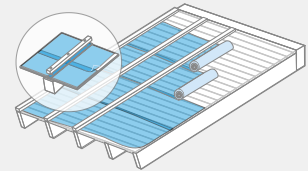
## (1) UNDERLAY (UNSUPPORTED)

OMEGA Roof Underlay is nailed parallel to the eaves with a slight drape and laid and mechanically fixed above the rafters. Vertical overlaps/joins must always lie on a rafter. Glue all overlaps/connections with OMEGA N55 adhesive, or weld using a heat gun or OMEGA QSM solvent welding agent.



## (2) UNDERLAY (SUPPORTED)

OMEGA UDOs 330 Roof Underlay is laid on sheathing parallel to the eaves. The blankets are fixed with concealed nails spaced at 10 cm at the ridge-side edges (marks at edge). All overlaps/joins must be bonded with OMEGA N55 Adhesive or to weld using hot air gun. For the raintight version (temporary cover) a nail-seal under the counter batten (OMEGA NDB Nail Sealing Tape DSK) is necessary. In accordance with the SIA standard 232, the ZVDH data sheet and ÖNORM B 4119, in case of increased requirements, the counter-battens must always be sealed with Isocell nail seals, e.g. with the OMEGA Nail Sealing Tape or, from a roof pitch of  $\geq 5^\circ$ , with the PE NDB Nail Sealing Tape DSK. The use of corrosion-resistant fasteners is recommended.

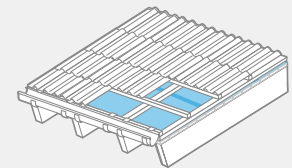


## (3) EAVES CONSTRUCTION

We recommend an eaves construction with drainage below the gutter so that snowmelt build-up can easily drain off. We recommend the use of a metal sheet to drain off water.

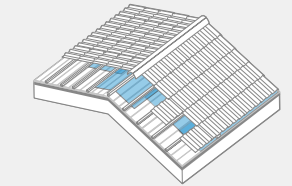
## (4) RIDGE AREA

The ridge area is closed directly when covered with OMEGA roof underlay. This provides immediate protection against water penetration. In non-insulated lofts and/or ventilated interior insulation the ridge formation must be made open: the blankets end 3 cm before the ridge apex, counter battens are mounted and a 50 cm wide strip of OMEGA roof underlay must be attached over the roof apex.



## (5) VALLEY INFORMATION

The first step in valley formation is to lay a continuous valley blanket.



## (6) PENETRATIONS

Sections cut out for roof penetrations (extractor pipes, roof windows, chimneys, etc.) should be kept as small as possible and the ends of the sheets must be fixed so that no rain or snow can penetrate. To achieve a perfect seal the suitable adhesive technology by ISOCELL GmbH & Co KG must be used. Make sure that the substrate is clean! The manufacturer can accept no liability for mechanical damage. The applicable regulations and guidelines (e.g. of the ZVDH (Central Association of German Roofers) for Germany, Austrian Standard, ÖNORM B 4119, for Austria, ...) must be observed! The minimum joint width must be 4 cm according to ÖNORM B 4119. The roof underlay does not replace roof covering. The roofing membrane is to be fixed with battens. In general, cross joints and lock seams are to be avoided. Welding temperature approx. 260 to 280 °C, depending on the ambient temperature. (Test welding is recommended). Please note the guidelines for installation of the OMEGA UDOs 330 Roof Underlay!

