

Technical data sheet

OMEGA G20 SK DUO Facade Lining

Highly vapour-permeable, UV-stabilized facade lining with two integrated acrylate glue strips for wood facades with back ventilation. The special coating permits use on facade constructions for joint openings of up to 35 mm and opening ratios of up to 50%. Larger joint spacings require an object-specific approval from ISOCELL.

ADVANTAGES

- Rain-tight
- Wind-tight
- UV-stabilized
- Extremely diffusive
- Easy to cut
- Anti-glare

FIELD OF APPLICATION

- For wood facades with up to 35 mm wide joints

RECOMMENDED PRODUCTS



OMEGA UVKB Facade Tape



OMEGA N55 Adhesive



OMEGA FA GD2 Pipe Sleeve



OMEGA FROZEN Adhesive Paste

AVAILABLE DIMENSIONS

Article number	Type	Roll width	Roll length	Rolls / Pallet	Total area
20MFA1	Standard	1.5 m	50 m	30 rolls	2250 m ²
20MFA2	Standard	3 m	50 m	20 rolls	3000 m ²
20MFASK	SK DUO	1.5 m	50 m	30 rolls	2250 m ²

TECHNICAL DATA

sd-value	0.18 ± 0,03 m m	Material composition	PES fleece with TPU coating on one side, two acrylic adhesive strips on both front and back edge
Elongation (EN 12311-1) lengthwise	20 % (±5)	Elongation (EN 12311-1) crosswise	25 % (±5)
Tear propagation resistance (EN 12310-1) lengthwise	100 N	Tear propagation resistance (EN 12310-1) crosswise	120 N
Thickness	0.25 mm	Temperature resistance	-30–80 °C
Weight	185 g/m ²	Colour	Black
UV-resistance	Durable	Resistance to water flow (EN 1928)	W1
Tensile strength - lengthwise	350 N/50 mm	Tensile strength - crosswise	300 N/50 mm
Tensile strength	EN 12311-1	Long-term behaviour	Permanent long-life under facades with up to 35 mm wide joints
UV-resistance uncovered	12 months	Fire performance (EN 13501-1 / EN 11925-0)	B-s1, d0

ISOCELL GmbH & Co KG
Gewerbestraße 9
5202 NEUMARKT AM
WALLERSEE | Österreich
Tel.: +43 6216 4108
office@isocell.at

ISOCELL FRANCE
170 Rue Jean Monnet | ZAC de
Prat Pip Sud
29490 GUIPAVAS | France
Tél.: +33 2 98 42 11 00
contact@isocell-france.fr

ISOCELL Sverige AB
Torshamnsgatan 35
164 40 KISTA | Sverige
Tel.: +46 10 130 25 00
info@isocell.se

ISOCELL SCHWEIZ AG
Herbergstrasse 29
9524 ZUZWIL | Suisse
/Schweiz
Tel.: +41 71 940 06 72
office@isocell.ch

ISOCELL BUREEL BELGIË
Außenborner Weg 1 | Schoppen
4770 AMEL | Belgique
Tel.: +32 80 39 90 58
office@isocell.be

ISOCELL

WWW.ISOCELL.COM

11_2024_EN



OMEGA G20 SK DUO Facade Lining

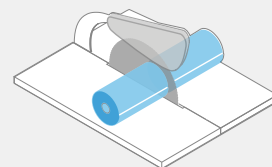
TIPS FOR PLANNING

The surface must be dry and clean, and there should be no sharp corners. The size of the wooden or metal substructure should be adjusted to match the width of OMEGA Facade Lining. Calculations should take into consideration overlaps of a minimum of 10cm. For mounting of OMEGA Facade Lining (mechanically or by adhesion) the bearing surface for attachment of the lining must be a minimum of 5cm. The adhesive functions as a seal and does not take the place of a strong bond. OMEGA Facade lining must subsequently be fixed mechanically. Battens / back ventilation must be provided between the lining and the visible wooden cladding!



(1) ROLL MEASUREMENT

Standard rolls can be cut to length using a circular saw / band saw. The cut edges must always overlap.

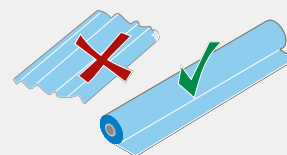


(2) STORAGE

OMEGA Facade Lining should be stored in a horizontal position and handled with clean hands and tools. Pay attention that OMEGA Facade Lining is not folded or bent.

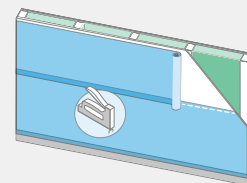
(3) & (4) LAYING

Unroll OMEGA Facade Lining vertically from top to bottom (or horizontally from left to right). First position straight on one side and fix temporarily, then pull to the other three sides and guarantee that the OMEGA Facade Lining is tightly laid. Attach OMEGA Facade Lining to the supporting construction mechanically using tacker clips or similar. Secure all loose overlaps, corners and edges.



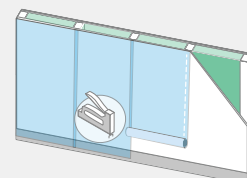
(5) ADHESIVE TECHNIQUE

Wind-tight adhesion at connections and overlaps of lengths of OMEGA Facade Lining are achieved using AIRSTOP FROZEN, OMEGA N55 Adhesive or OMEGA UVKB Facade Tape (Vertical joint bonding). When using SK DUO, adhesion at overlaps is made using the acrylate adhesive strips attached. Shake the adhesive well in the container and pour into the plastic bottle provided. Apply the adhesive in the area of the facade lining overlap, spread with a paintbrush and finally press on using a dispenser or clean cloth. Caution: do not let the adhesive flash off (so-called wet-in-wet adhesion).



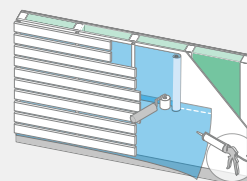
(6) CONNECTIONS

Use AIRSTOP FROZEN for connection to masonry or metal. Materials used must be free from dust and grease and the substructure must be dry and supporting. Always pre-treat connections on very absorbent substrates with Primer. Press OMEGA Facade Lining well into the applied sealant. Connection with metal, concrete, plastic and wood can also be carried out using OMEGA N55 Adhesive. Spread the OMEGA N55 on the substrate using a paintbrush, allow to flash-off and then bond wet-in-wet with an additional layer of OMEGA N55 and press the OMEGA Facade Lining on well. (Depending on the substrate adhesion of connections with OMEGA N55 can also be carried out in one process with wet-in-wet adhesion. As a rule we recommend an adhesion test.



(7) WINDOW CONNECTIONS

OMEGA Facade Lining can be fixed to a wooden, PVC or metal window frame using AIRSTOP FROZEN, OMEGA N55 or OMEGA OMEGA UVKB facade tape. Application as above, see 'CONNECTIONS'.



RESTORATION

Damaged spots can be glued wet-in-wet with a segment of Facade Lining and using OMEGA N55 Adhesive.

